



# Táctil

PORCELÁNICO · PORCELAIN TILE · GRÉS CÉRAME · FEINSTEINZEUG

## ALCALAGRES

### Indicaciones técnicas

TECHNICAL NOTES · NOTES TECHNIQUES · ANWEISUNGEN



### Norma

NORM · NORME · NORM

NORMA UNE-ENV 12633:2003

Táctil: clase 3

### Formatos

SIZES · FORMATS · FORMAT

40 x 40 cm (16" x 16")

### Acabados

FINISHES · FINITIONS · AUSFÜHRUNGEN


GO · STOP

### Gama de colores


COLOR RANGE · PALETTE · FARBSPEKTRUM



SNOW



YELLOW



DARK



TÁCTIL SNOW GO & STOP 40 X 40 CM (16" X 16")



P. 202

P. 203




TÁCTIL SNOW GO & STOP 40 X 40 CM (16" X 16") + DOLMEN GRIS RÚSTICO 60 X 60 CM ( 24" X 24")

# Táctil

PORCELÁNICO · PORCELAIN TILE · GRÉS CÉRAME · FEINSTEINZEUG

# ALCALAGRES

T55 TÁCTIL SNOW GO



40 x 40 (16" x 16")

B-92


T55 TÁCTIL SNOW STOP



40 x 40 (16" x 16")

B-92


T57 TÁCTIL YELLOW GO



40 x 40 (16" x 16")

B-136

T57 TÁCTIL YELLOW STOP



40 x 40 (16" x 16")

B-136


T59 TÁCTIL BLACK GO



40 x 40 (16" x 16")

B-92

T59 TÁCTIL BLACK STOP



40 x 40 (16" x 16")

B-92

## PACKING LIST · PIEZAS BASE · BASIC TILES · ELÉMENTS DE BASE · GRUNDFLIESEN

CM	IN	ACABADO/ FINISH	PIEZAS CAJA/ PIECES BOX	KG CAJA	M² CAJA	SQFT BOX	CAJAS/BOXES EUROPALET	M² EUROPALET	SQFT EUROPALLET	KG EUROPALET
40 x 40	16" x 16"	TODOS	4	18,00	0,64	6,89	72	46,080	496,00	1323,00

## PACKING LIST · PIEZAS BASE · BASIC TILES · ELÉMENTS DE BASE · GRUNDFLIESEN

CM	IN	ACABADO/ FINISH	PIEZAS CAJA/ PIECES BOX	KG CAJA	M² CAJA	SQFT BOX	CAJAS/BOXES EUROPALET	M² EUROPALET	SQFT EUROPALLET	KG EUROPALET
40 x 40	16" x 16"	TODOS	4	18,00	0,64	6,89	72	46,080	496,00	1323,00